



Internal Quality Assurance Cell

Feedback Analysis Report on Curriculum from various stakeholders for the academic year 2018-19:

Category	Pg No.
1. Students	2-3
2. Teachers	4-5
3. Alumni	6-7
4. Employers	8-9

Internal Quality Assurance Cell
Feedback Analysis for Students 2018-19
(Feedback on Curriculum)

5-Excellent, 4- Very Good, 3- Good, 2- Average, 1- Poor

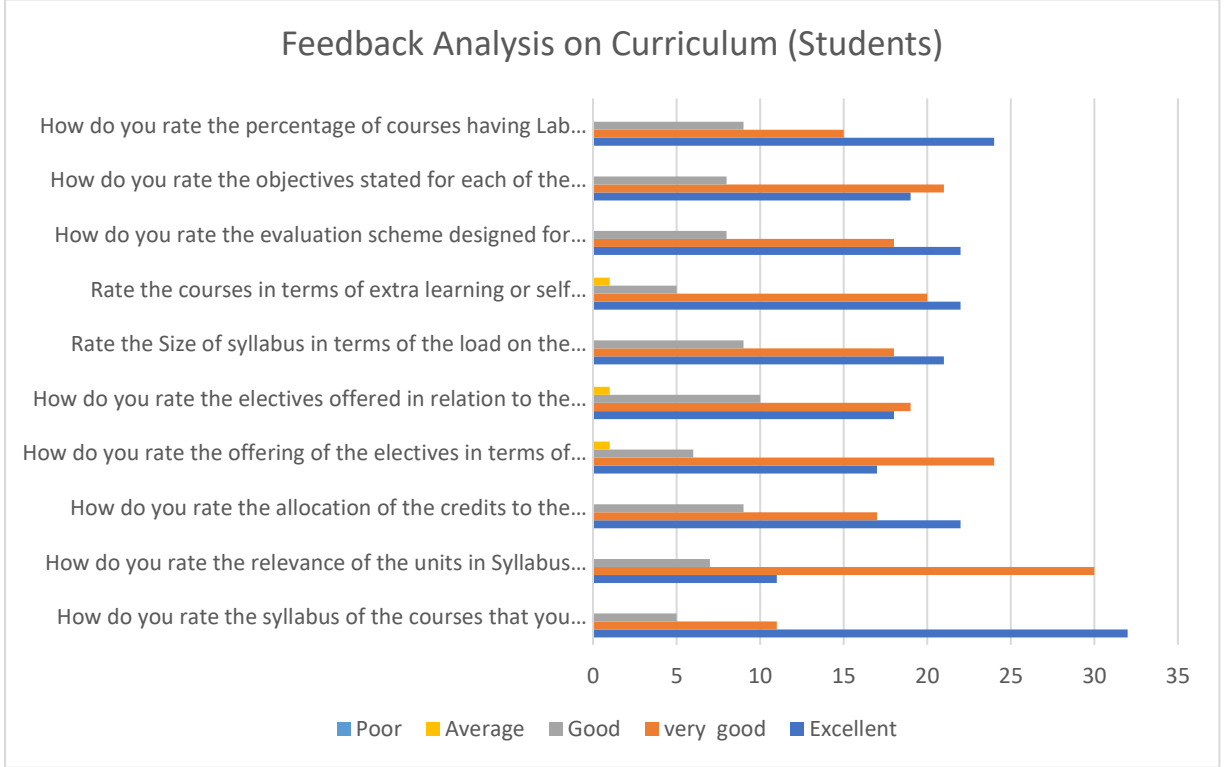
Analysis of Feedback Collected from Students on Curriculum

KRE Society's Karnatak Arts, Science and Commerce College, Bidar committed to impart quality higher education by offering UG, PG and PhD Programmes. The systematically designed questionnaire is used to collect the information relating to the curriculum and its relevance from students. For each question score is given scale from Excellent, Very good, Good, Average and Poor.

The data about the feedback is given in tabulated format:

Sr No.	Parameter	5	4	3	2	1
1	How do you rate the syllabus of the courses that you have studied in relation to the competencies expected out of the course?	32	11	5	0	0
2	How do you rate the relevance of the units in Syllabus relevant to the course?	11	30	7	0	
3	How do you rate the allocation of the credits to the courses?	22	17	9	0	0
4	How do you rate the offering of the electives in terms of their relevance to the specialization streams?	17	24	6	1	0
5	How do you rate the electives offered in relation to the Technological advancements?	18	19	10	1	0
6	Rate the Size of syllabus in terms of the load on the student	21	18	9	0	0
7	Rate the courses in terms of extra learning or self-learning considering the design of the courses	22	20	5	1	0
8	How do you rate the evaluation scheme designed for each of the course?	22	18	8	0	0

9	How do you rate the objectives stated for each of the course?	19	21	8	0	0
10	How do you rate the percentage of courses having Lab components?	24	15	9	0	0



Graphical Analysis of Feedback collected from Students on Curriculum

Summary:

From the above graph and table, we can observe that alumni shown the overall satisfaction related to curriculum, its effective implementation and updates. The questionnaire focused on curriculum with relevance to research, new skills in demand, fulfilling of personal expectations, Intellectual stimulations, content delivery and updating of syllabus as per the development in current edge of higher education.

Majority of the students expressed their satisfaction about the curriculum with ratings of excellent, very good and good, the same can be depicted form the above graph.


Principal
 Karnataka Arts Sci & Com College
 BIDAR-585401

Internal Quality Assurance Cell

Feedback Analysis for Teaching Staff 2018-19 (Feedback on Curriculum)

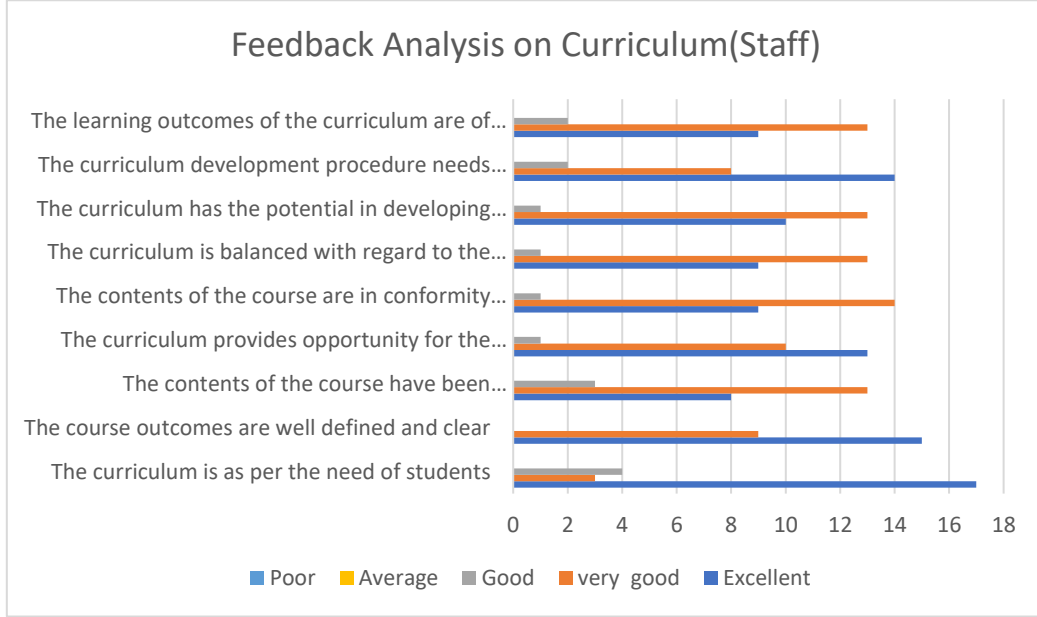
5-Excellent, 4- Very Good, 3- Good, 2- Average, 1- Poor

Analysis of Feedback Collected from Teaching Staff on Curriculum

KRE Society's Karnatak Arts, Science and Commerce College, Bidar committed to impart quality higher education by offering UG, PG and PhD Programmes. The systematically designed questionnaire is used to collect the information relating to the curriculum and its relevance from teaching staff. For each question score is given scale from Excellent, Very good, Good, Average and Poor.

The data about the feedback is given in tabulated format:

Sr No.	Parameter	5	4	3	2	1
1	The curriculum is as per the need of students	17	3	4	0	0
2	The course outcomes are well defined and clear	15	9	0	0	0
3	The contents of the course have been presented from simple to complex form	8	13	3	0	0
4	The curriculum provides opportunity for the conducting research and project related activities	13	10	1	0	0
5	The contents of the course are in conformity with the learning outcomes	9	14	1	0	0
6	The curriculum is balanced with regard to the theoretical and practical knowledge	9	13	1	0	0
7	The curriculum has the potential in developing the habit of self-learning among the students	10	13	1	0	0
8	The curriculum development procedure needs improvement	14	8	2	0	0
9	The learning outcomes of the curriculum are of global standard.	9	13	2	0	0



Graphical Analysis of Feedback collected from Staff on Curriculum

Summary:

From the above graph and table, we can observe that Teachers shown the overall satisfaction related to curriculum and its transaction in the college. With systematic questionnaire, IQAC has collected the feedback from teaching staff members with respect to outcomes of the education, quality of the course content, opportunities provided in curriculum about research and development, balance between theoretical and practical knowledge, potential of self-learning.

Majority of the staff members expressed their satisfaction about the curriculum with ratings of excellent, very good and good, the same can be depicted form the above graph.


Principal
Karnataka Arts Sci & Com College
BIDAR-585401

Internal Quality Assurance Cell

Feedback Analysis for Alumni – 2018-19 (Feedback on Curriculum)

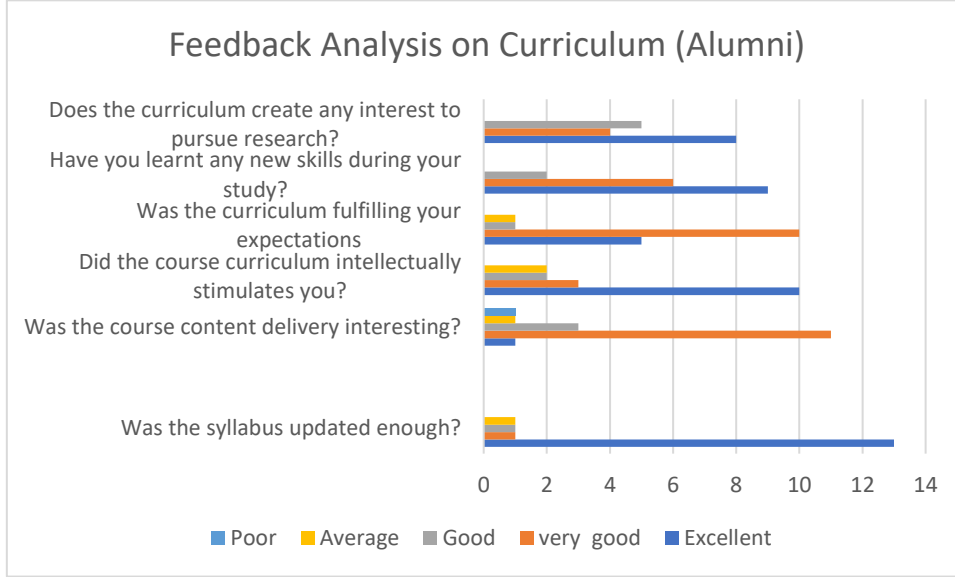
5-Excellent, 4- Very Good, 3- Good, 2- Average, 1- Poor

Analysis of Feedback Collected from Alumni on Curriculum

KRE Society's Karnatak Arts, Science and Commerce College, Bidar committed to impart quality higher education by offering UG, PG and PhD Programmes. The systematically designed questionnaire is used to collect the information relating to the curriculum and its relevance from Alumni. For each question score is given scale from Excellent, Very good, Good, Average and Poor.

The data about the feedback is given in tabulated format:

Sr No.	Parameter	5	4	3	2	1
1	Was the syllabus updated enough?	13	1	1	1	0
2	Was the course content delivery interesting?	5	5	1	0	0
3	Did the course curriculum intellectually stimulates you?	1	11	3	1	1
4	Was the curriculum fulfilling your expectations	10	3	2	2	0
5	Have you learnt any new skills during your study?	5	10	1	1	0
6	Does the curriculum create any interest to pursue research?	9	6	2	0	0



Graphical Analysis of Feedback collected from Alumni on Curriculum

Summary:

From the above graph and table, we can observe that alumni shown the overall satisfaction related to curriculum, its effective implementation and updates. The questioner focused on curriculum with relevance to research, new skills in demand, fulfilling of personal expectations, Intellectual stimulations, content delivery and updating of syllabus as per the development in current edge of higher education.

Majority of the alumni expressed their satisfaction about the curriculum with ratings of excellent, very good and good, the same can be depicted form the above graph.


Principal
Karnataka Arts Sci & Com College
BIDAR-585401

Internal Quality Assurance Cell

Feedback Analysis for Employers 2018-19 (Feedback on Curriculum)

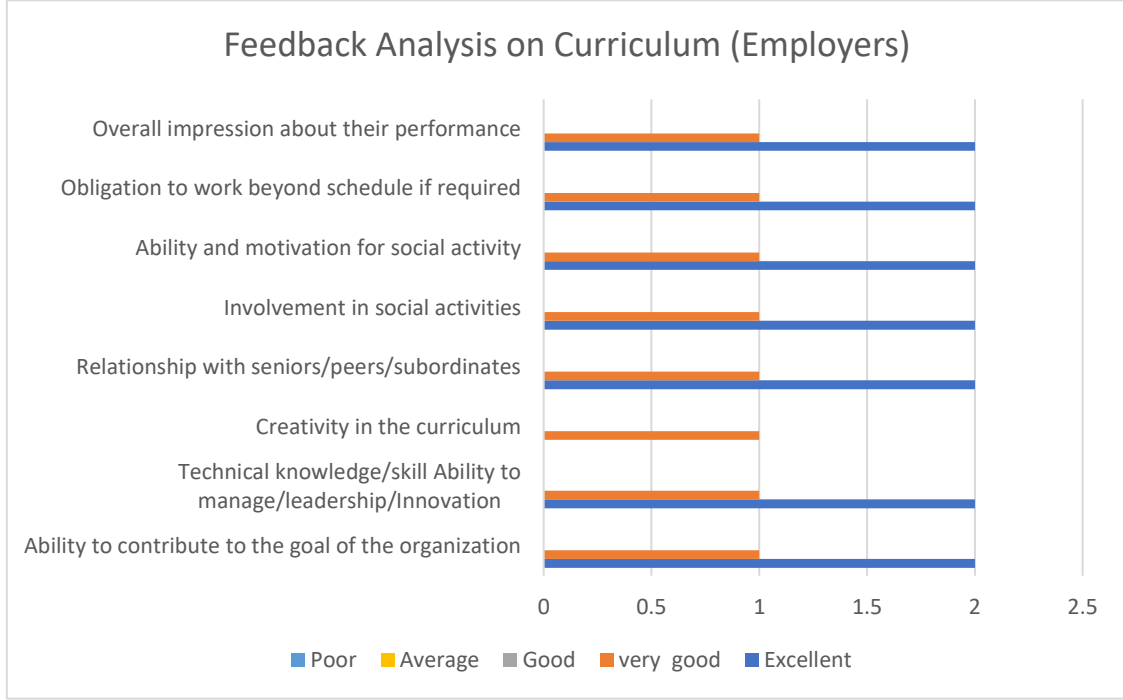
5-Excellent, 4- Very Good, 3- Good, 2- Average, 1- Poor

Analysis of Feedback Collected from Employers on Curriculum

KRE Society's Karnatak Arts, Science and Commerce College, Bidar committed to impart quality higher education by offering UG, PG and PhD Programmes. The systematically designed questionnaire is used to collect the information relating to the curriculum and its relevance from Employers. For each question score is given scale from Excellent, Very good, Good, Average and Poor.

The data about the feedback is given in tabulated format:

Sr No.	Parameter	5	4	3	2	1
1	Ability to contribute to the goal of the organization	2	1	0	0	0
2	Technical knowledge/skill Ability to manage/leadership/Innovation	2	1	0	0	0
3	Creativity in the curriculum	2	1	0	0	0
4	Relationship with seniors/peers/subordinates	2	1	0	0	0
5	Involvement in social activities	2	1	0	0	0
6	Ability and motivation for social activity	2	1	0	0	0
7	Obligation to work beyond schedule if required	2	1	0	0	0
8	Overall impression about their performance	2	1	0	0	0



Graphical Analysis of Feedback collected from Employers on Curriculum

From the above graph and table, we can observe that employers shown the overall satisfaction related to curriculum and its transaction in the college. With systematic questionnaire, IQAC has collected the feedback from employers with respect to Ability to contribute to the goal of the organization, Technical knowledge/skill Ability to manage/leadership/Innovation, Creativity in the curriculum, Relationship with seniors/peers/subordinates, Involvement in social activities, Ability and motivation for social activity, Obligation to work beyond schedule if required overall impression about the performance of our students working their organization.

Majority of the employers expressed their satisfaction about the curriculum with ratings of excellent, very good and good, the same can be depicted form the above graph.


Principal
 Karnataka Arts Sci & Com College
 BIDAR-585401